


# LK Heat Cutter 90 W

## DESIGN

LK Heat Cutter 90 W is an electrically heated tool designed for cutting pipe grooves in LK Slotted Board and LK Turning Board EPS 30/50/70. The heat cutter can be supplemented with additional groove blades and/or knife blades. The electric heat cutter heats the groove blade to melt/carve pipe grooves in EPS-Styrofoam insulation boards. The heating knife is equipped with a front lamp for ease of use.

LK Groove Blades are available in dimensions 12, 16, 25 and 32-34. The stated dimensions indicate the size of pipe each blade is designed for.

The LK Knife Blade 40 is available as an accessory for cutting EPS boards up to 50 mm. As the blade is unable to cut through thicknesses over 40 mm, an initial straight cut is made, allowing the board to be snapped off.



LK Knife Blade and LK Groove Blade

## LK Turning Template EPS

To facilitate tracking at turning pipes, LK Turning Template EPS is available. See under Accessories.



## AREA OF USE

This product is solely intended for cutting polystyrene, specifically insulation panels for underfloor heating.

**Allows follow the safety instructions!**

## OPERATION

1. Unscrew the fixing screws.
2. Insert the groove or knife blade.
3. Tighten the fixing screws carefully. Over-tightening may damage the thread.
4. The blade heats up when the power switch is depressed. Cutting temperature is reached in approximately 6-8 seconds.
5. Release the power switch on the heat cutter once the operation is complete.




## TECHNICAL DATA

|                               |                            |
|-------------------------------|----------------------------|
| <b>Article number</b>         | 241 99 36                  |
| <b>Operating voltage</b>      | 230 V~ 50-60 Hz            |
| <b>Power consumption</b>      | 90 W                       |
| <b>Intermittent operation</b> | 1/5 min = 12 s ON/48 s OFF |

| <b>Accessories</b>              | <b>Article number</b> |
|---------------------------------|-----------------------|
| LK Groove Blade 12              | 298 88 12             |
| LK Groove Blade 16              | 241 99 38             |
| LK Groove Blade 25              | 241 99 39             |
| LK Groove Blade 32-34           | 241 99 40             |
| LK Knife Blade 40               | 241 99 37             |
| LK Turning Template, c/c 200 mm | 241 95 55             |
| LK Turning Template, c/c 300 mm | 241 95 56             |



## SYMBOLS

|   |   |
|---|---|
|  | <b>Warning and safety instructions</b>          |
|  | <b>Surfaces may become hot during operation</b> |
|  | <b>Hazardous voltage warning</b>                |

## SAFETY INSTRUCTIONS!



**Read all documentation carefully and save for future reference!**



The product may only be used in accordance with the information contained in this document.



For safety reasons and due to the product's CE approval, unauthorized changes and/or modifications to the product are prohibited and use is limited to that stated in this document.



Ensure that the connection cable does not come into contact with heat, oil or sharp edges. Damaged connection cables can only be replaced by the manufacturer.



Never use the product in an explosion risk zone. Keep in mind that dust alone may cause an explosion.



The structure of the heat cutter complies with insulation safety class II. Before plugging the device in, check that the voltage in the socket corresponds to the voltage indicated on the label on the heat cutter. Damage to the product may impact on electrical safety.



Ensure that working areas are well ventilated and always use appropriate personal protective equipment, including a mask. The fumes created during use may be hazardous to health.



Never cut PVC or PVC-coated materials as this creates toxic fumes that are hazardous to health and the environment!



When using the tool, take care to avoid accidents such as burn injuries or fires in the work area.



During use, the blade may reach temperatures approaching 500°C. Never touch the blade while the power button is depressed or during the time taken for the blade to cool down.



Protect the heat cutter from moisture and liquid as these may cause fires, short circuits and electrical hazards.



Always unplug the device from the mains when not in use and store in a dry place.

**NOTE!** Do not hold down the power switch for long periods as this leads to abnormally high blade temperatures and may cause the heat cutter to overheat. The tool is not designed for continuous operation. After 12 seconds of operation, the tool should cool for 48 seconds.




*Cutting grooves in EPS-Styrofoam insulation board using the LK Heat Cutter 90 W.*



This device fulfils the requirements of EU Directives:  
 2014/30/EU – EMC Directive  
 2014/35/EU – Low Voltage Directive (LVD)  
 2011/65/EC – RoHS Directive

## WASTE MANAGEMENT



The device should not be disposed of with household waste. Once the device is no longer serviceable, it should must be left at an approved electronics recycling point.

